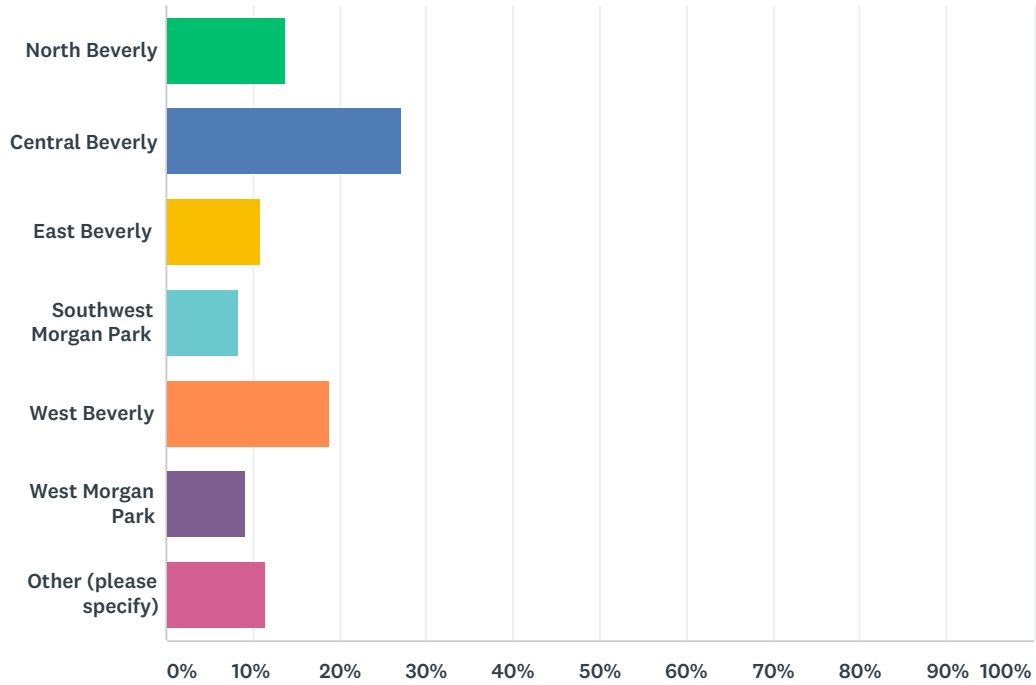


Q1 Where do you live in Beverly/Morgan Park?

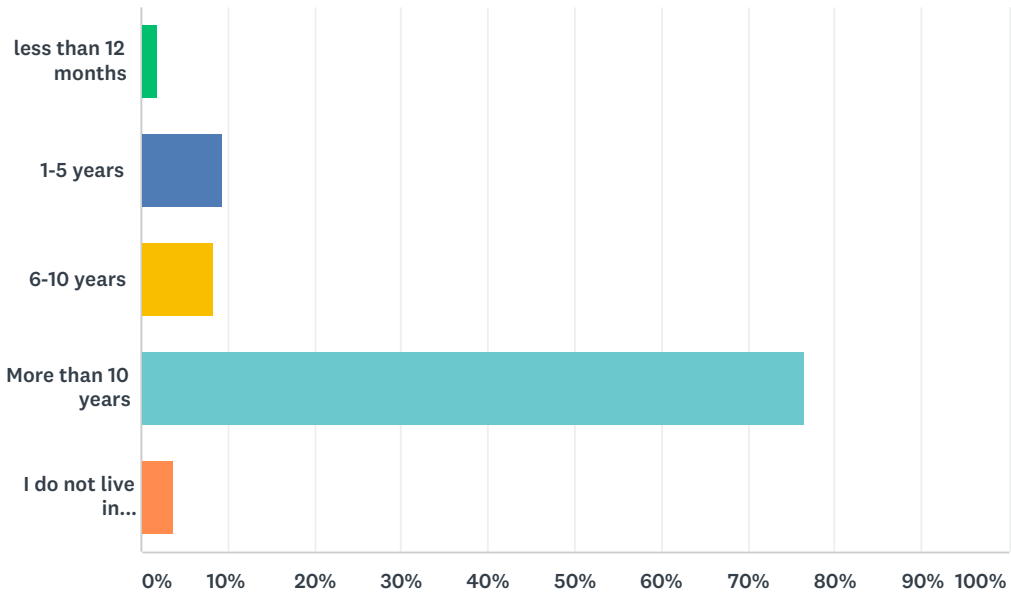
Answered: 1,968 Skipped: 0



| ANSWER CHOICES | RESPONSES |
|------------------------|--------------|
| North Beverly | 13.87% 273 |
| Central Beverly | 27.13% 534 |
| East Beverly | 10.98% 216 |
| Southwest Morgan Park | 8.33% 164 |
| West Beverly | 18.85% 371 |
| West Morgan Park | 9.30% 183 |
| Other (please specify) | 11.53% 227 |
| TOTAL | 1,968 |

Q2 How Long have you lived in Beverly/Morgan Park Community?

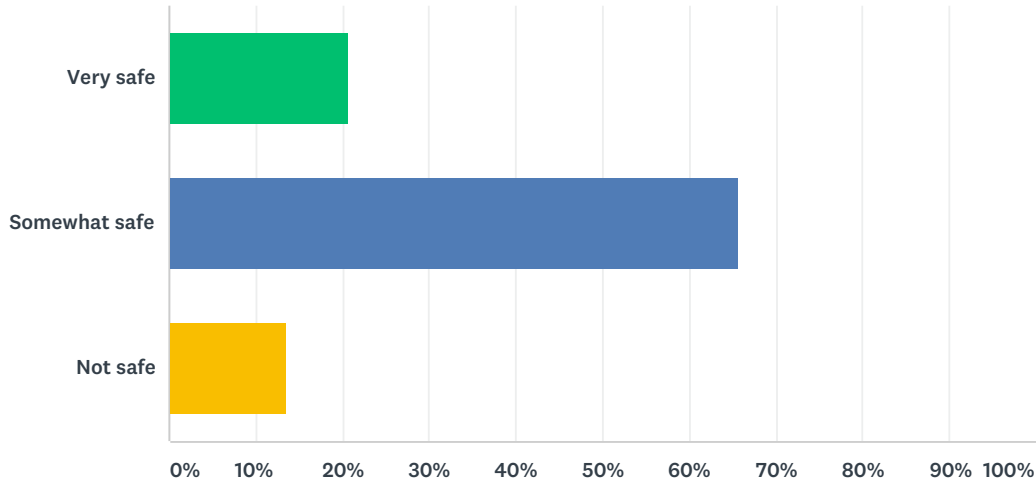
Answered: 1,968 Skipped: 0



| ANSWER CHOICES | RESPONSES | |
|--------------------------------------|-----------|--------------|
| less than 12 months | 1.93% | 38 |
| 1-5 years | 9.40% | 185 |
| 6-10 years | 8.33% | 164 |
| More than 10 years | 76.63% | 1,508 |
| I do not live in Beverly/Morgan Park | 3.71% | 73 |
| TOTAL | | 1,968 |

Q3 Beverly/Morgan Park has consistently been named one of the safest communities in the City of Chicago. What is your perception of safety here in our community?

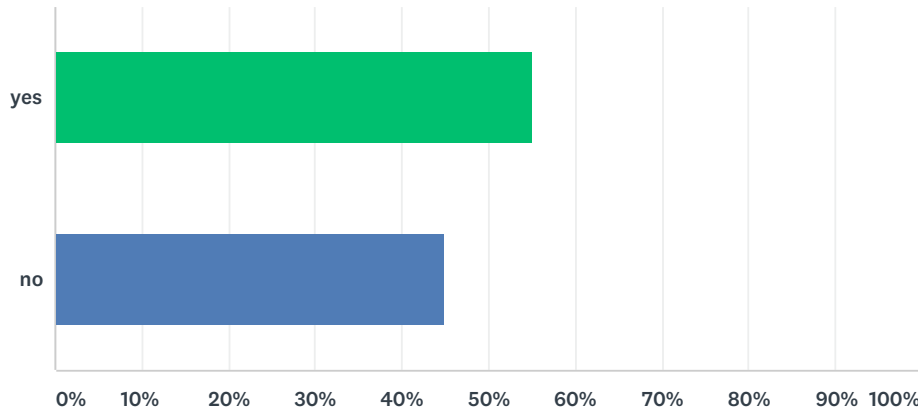
Answered: 1,968 Skipped: 0



| ANSWER CHOICES | RESPONSES | |
|----------------|-----------|-------|
| Very safe | 20.73% | 408 |
| Somewhat safe | 65.65% | 1,292 |
| Not safe | 13.62% | 268 |
| TOTAL | | 1,968 |

Q4 Do you feel limited in participating in any particular activities in the community because of safety concerns?

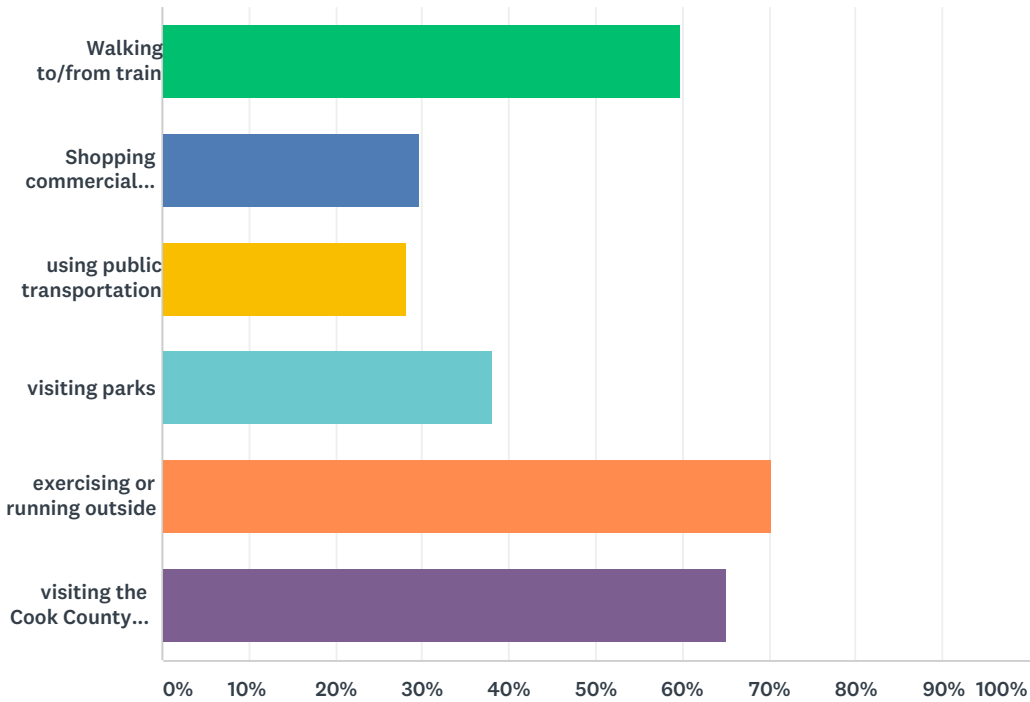
Answered: 1,968 Skipped: 0



| ANSWER CHOICES | RESPONSES | |
|----------------|-----------|-------|
| yes | 55.08% | 1,084 |
| no | 44.92% | 884 |
| TOTAL | | 1,968 |

Q5 if you answered yes to question number 4, please select any of the following that apply:

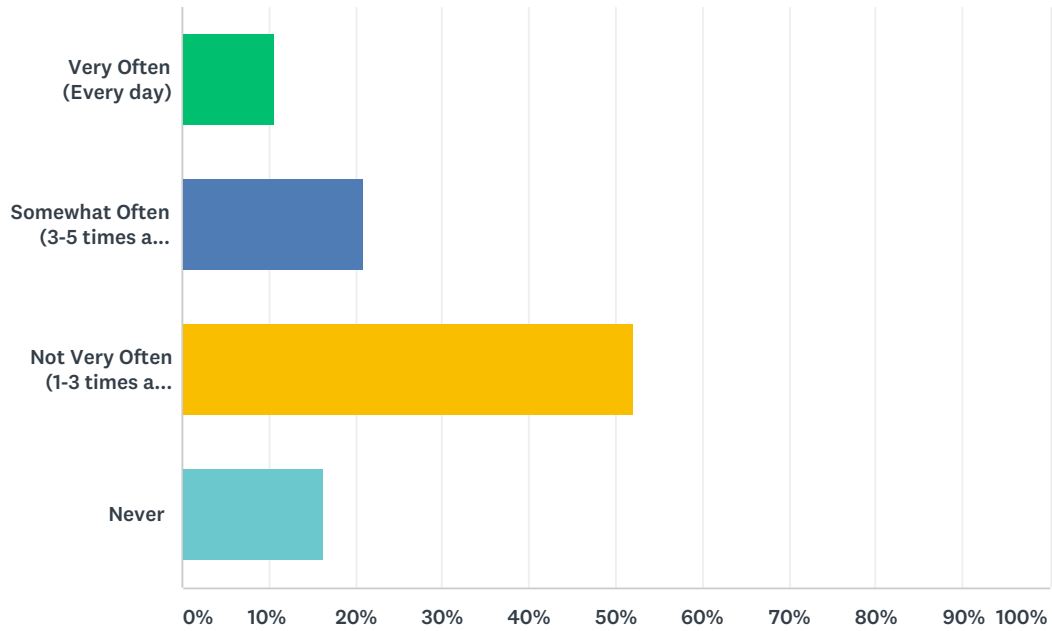
Answered: 1,215 Skipped: 753



| ANSWER CHOICES | RESPONSES | |
|--|-----------|-----|
| Walking to/from train | 59.92% | 728 |
| Shopping commercial districts | 29.63% | 360 |
| using public transportation | 28.15% | 342 |
| visiting parks | 38.02% | 462 |
| exercising or running outside | 70.37% | 855 |
| visiting the Cook County Forest Preserves/Dan Ryan Woods | 65.10% | 791 |
| Total Respondents: 1,215 | | |

Q6 How often do you see a Chicago Police Department beat car patrolling your residential area?

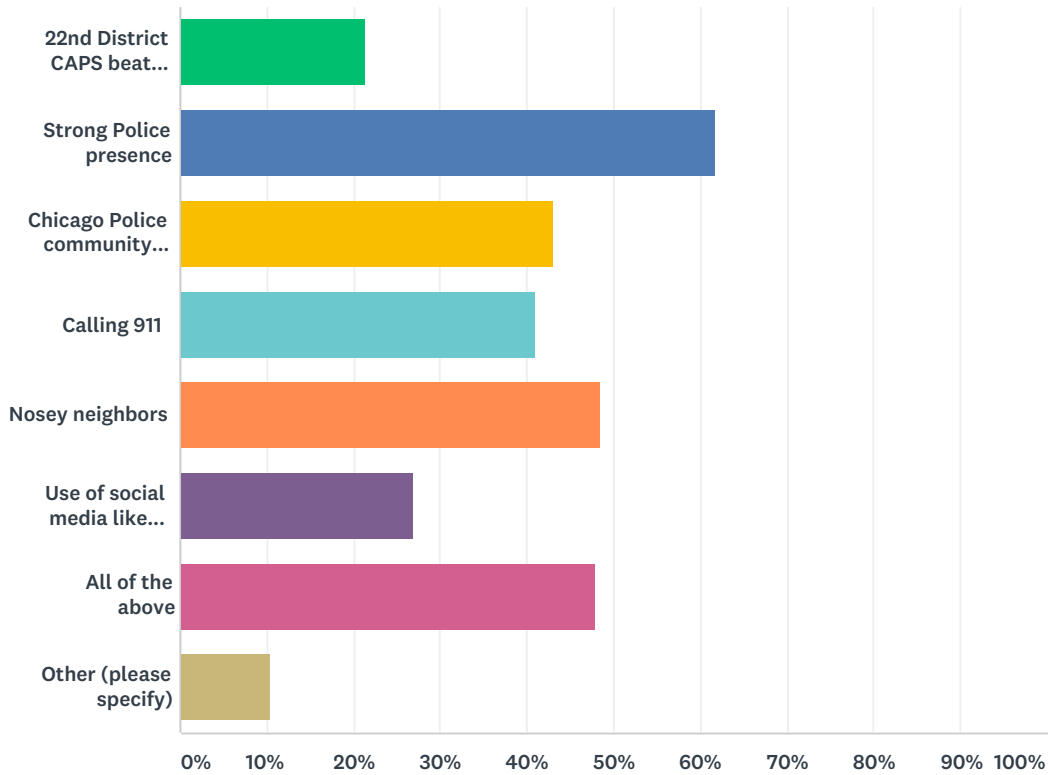
Answered: 1,968 Skipped: 0



| ANSWER CHOICES | RESPONSES | |
|-----------------------------------|-----------|--------------|
| Very Often (Every day) | 10.67% | 210 |
| Somewhat Often (3-5 times a week) | 20.88% | 411 |
| Not Very Often (1-3 times a week) | 52.08% | 1,025 |
| Never | 16.36% | 322 |
| TOTAL | | 1,968 |

Q7 Which of the following do you consider effective crime prevention tools?

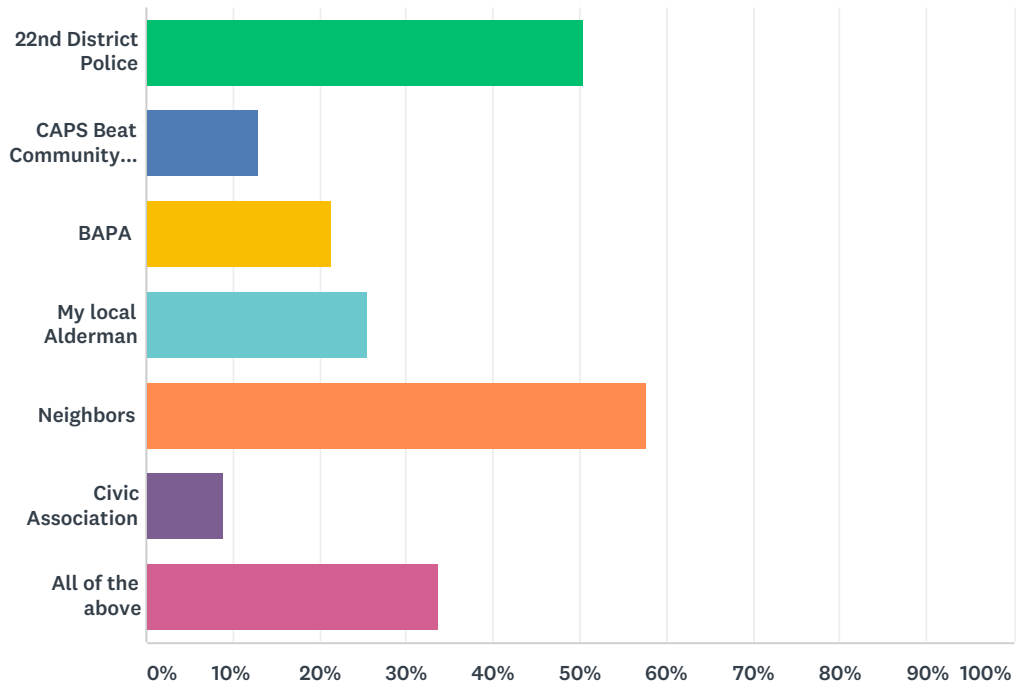
Answered: 1,968 Skipped: 0



| ANSWER CHOICES | RESPONSES | |
|---|-----------|-------|
| 22nd District CAPS beat meetings | 21.29% | 419 |
| Strong Police presence | 61.64% | 1,213 |
| Chicago Police community alerts | 43.09% | 848 |
| Calling 911 | 41.01% | 807 |
| Nosey neighbors | 48.58% | 956 |
| Use of social media like Facebook and Twitter | 26.98% | 531 |
| All of the above | 47.97% | 944 |
| Other (please specify) | 10.47% | 206 |
| Total Respondents: 1,968 | | |

Q8 What resources add to your sense of safety in Beverly/Morgan Park?

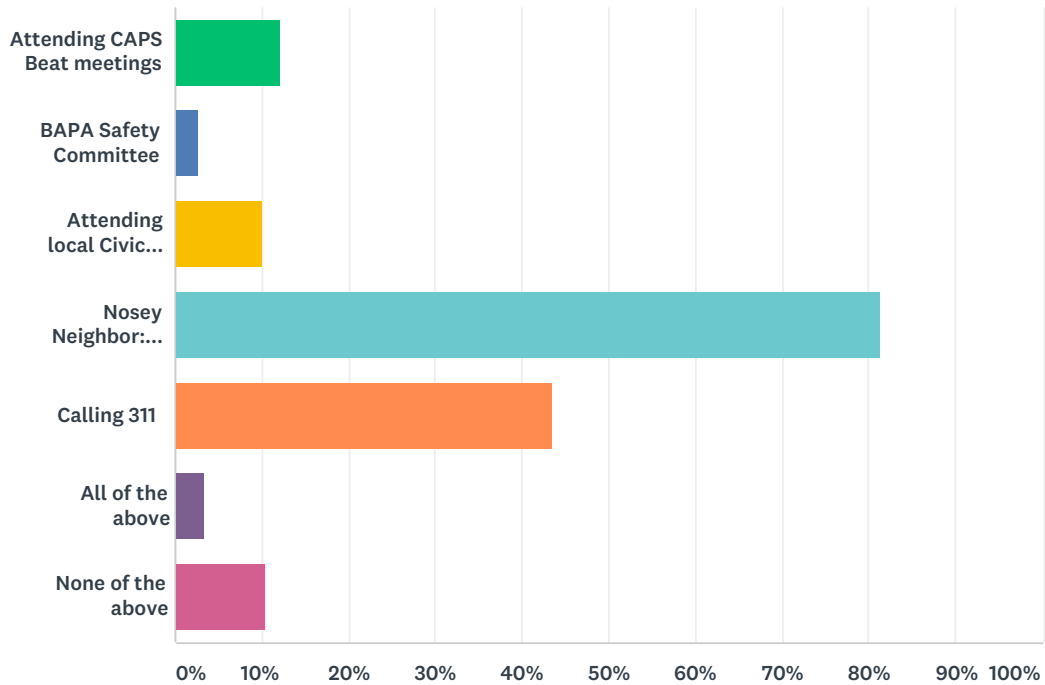
Answered: 1,968 Skipped: 0



| ANSWER CHOICES | RESPONSES | |
|------------------------------|-----------|-------|
| 22nd District Police | 50.51% | 994 |
| CAPS Beat Community meetings | 12.96% | 255 |
| BAPA | 21.29% | 419 |
| My local Alderman | 25.61% | 504 |
| Neighbors | 57.77% | 1,137 |
| Civic Association | 8.94% | 176 |
| All of the above | 33.74% | 664 |
| Total Respondents: 1,968 | | |

Q9 What local community safety initiatives do you participate in?

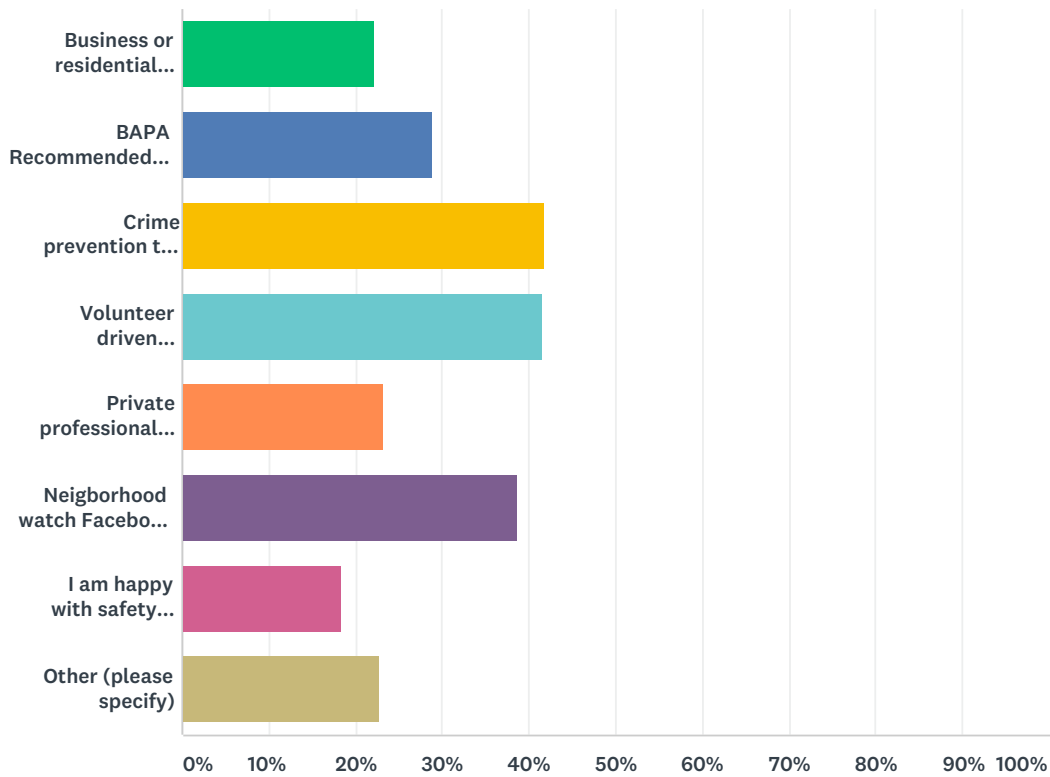
Answered: 1,968 Skipped: 0



| ANSWER CHOICES | RESPONSES | |
|--|-----------|-------|
| Attending CAPS Beat meetings | 12.14% | 239 |
| BAPA Safety Committee | 2.64% | 52 |
| Attending local Civic Association Meeting | 10.11% | 199 |
| Nosey Neighbor: watching out for neighbors and calling 911 when I witness something suspicious | 81.35% | 1,601 |
| Calling 311 | 43.60% | 858 |
| All of the above | 3.40% | 67 |
| None of the above | 10.42% | 205 |
| Total Respondents: 1,968 | | |

Q10 What safety initiatives would you like to see implemented in our community?

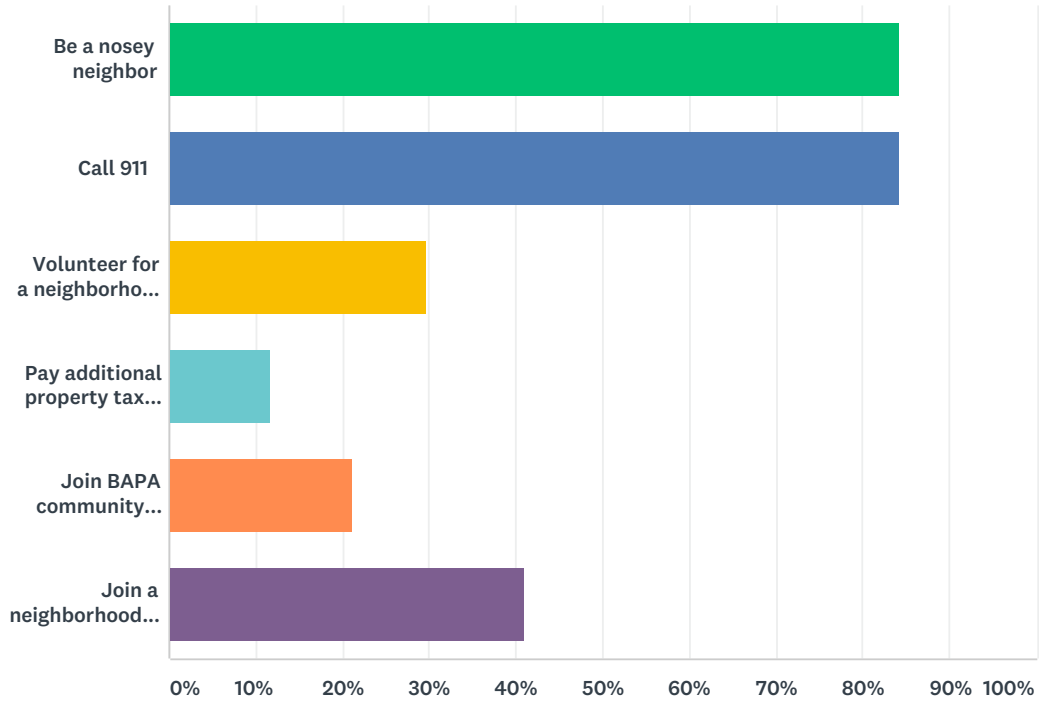
Answered: 1,968 Skipped: 0



| ANSWER CHOICES | RESPONSES | |
|--|-----------|-----|
| Business or residential safety seminars | 22.10% | 435 |
| BAPA Recommended home safety equipment including alarm systems and cameras | 28.81% | 567 |
| Crime prevention tips on the BAPA social media, website and Villager newspaper | 41.82% | 823 |
| Volunteer driven neighborhood watch program | 41.72% | 821 |
| Private professional security patrols | 23.27% | 458 |
| Neighborhood watch Facebook page | 38.62% | 760 |
| I am happy with safety initiatives already offered by our local police and community leaders | 18.50% | 364 |
| Other (please specify) | 22.87% | 450 |
| Total Respondents: 1,968 | | |

Q11 What would you be willing to do to impact community safety?

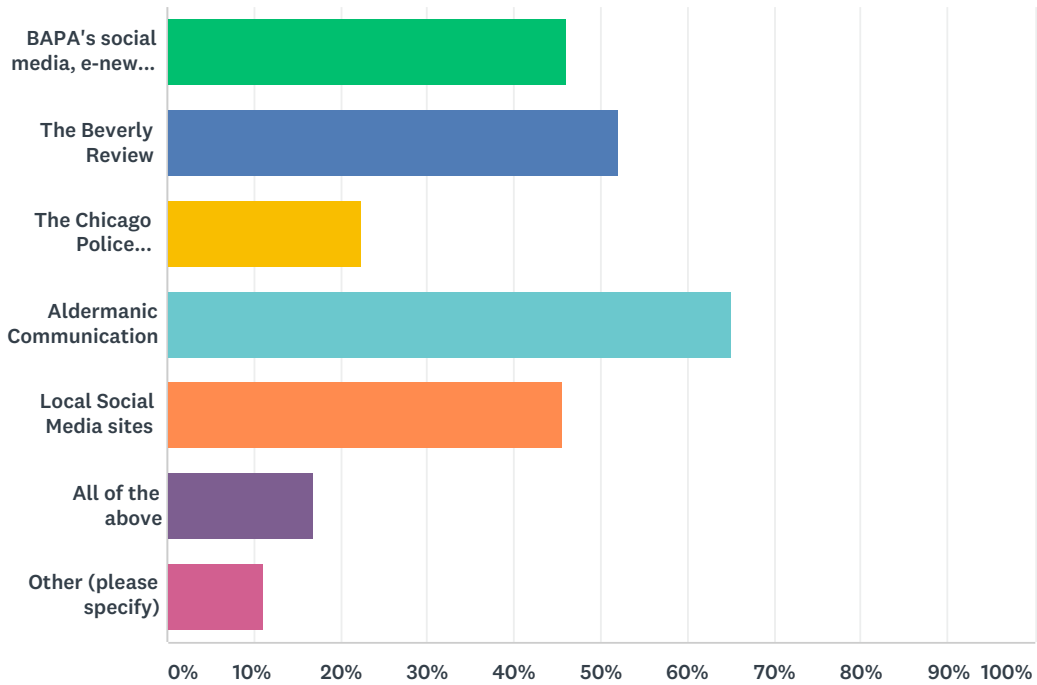
Answered: 1,968 Skipped: 0



| ANSWER CHOICES | RESPONSES | |
|---|-----------|-------|
| Be a nosey neighbor | 84.30% | 1,659 |
| Call 911 | 84.40% | 1,661 |
| Volunteer for a neighborhood watch | 29.78% | 586 |
| Pay additional property taxes to fund private professional security patrols | 11.69% | 230 |
| Join BAPA community safety committee | 21.04% | 414 |
| Join a neighborhood watch Facebook page | 41.01% | 807 |
| Total Respondents: 1,968 | | |

Q12 Where do you get your information about neighborhood crime and safety?

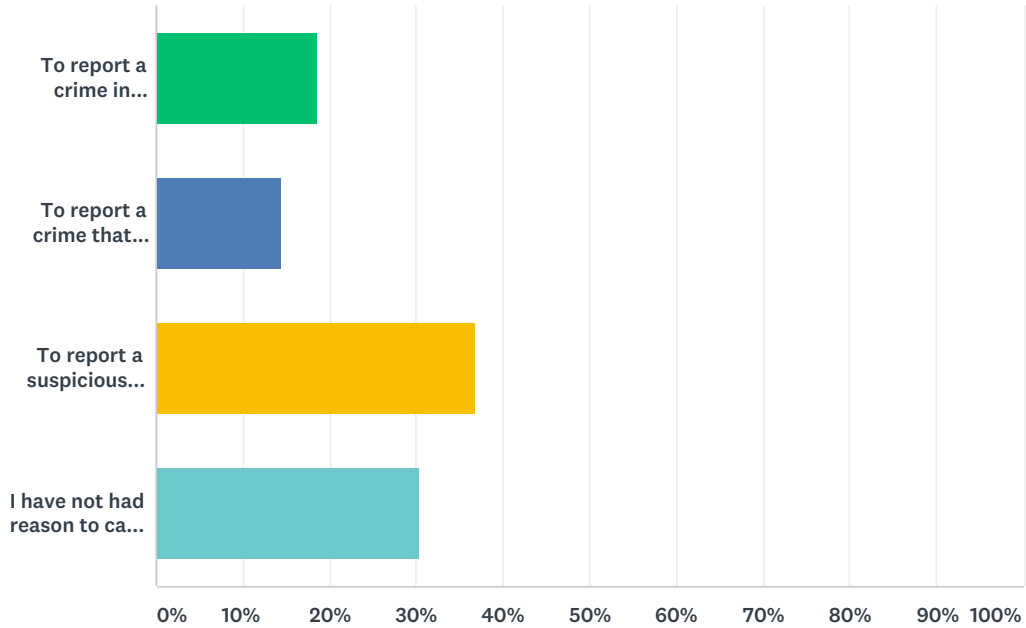
Answered: 1,968 Skipped: 0



| ANSWER CHOICES | RESPONSES | |
|---|-----------|-------|
| BAPA's social media, e-news, and the Villager | 45.93% | 904 |
| The Beverly Review | 52.08% | 1,025 |
| The Chicago Police Department | 22.46% | 442 |
| Aldermanic Communication | 65.09% | 1,281 |
| Local Social Media sites | 45.58% | 897 |
| All of the above | 16.87% | 332 |
| Other (please specify) | 11.13% | 219 |
| Total Respondents: 1,968 | | |

Q13 Have you ever called 911? If yes, what was the nature of the call?

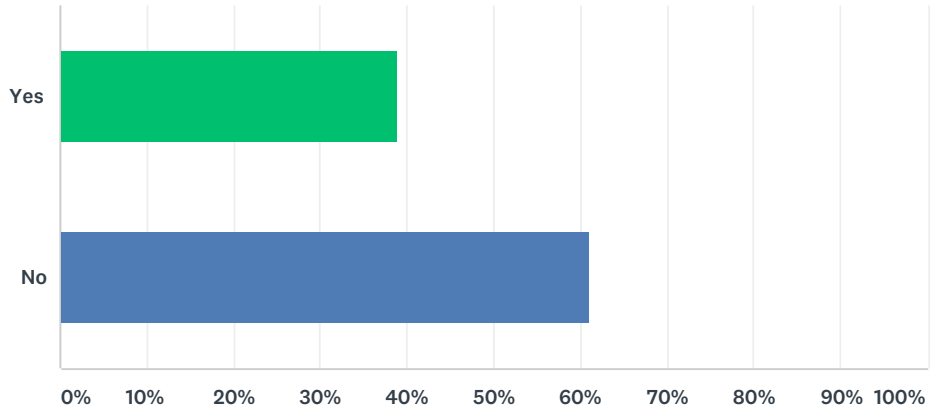
Answered: 1,968 Skipped: 0



| ANSWER CHOICES | RESPONSES | |
|---|-----------|--------------|
| To report a crime in progress | 18.55% | 365 |
| To report a crime that already occurred | 14.38% | 283 |
| To report a suspicious person | 36.74% | 723 |
| I have not had reason to call 911 | 30.34% | 597 |
| TOTAL | | 1,968 |

Q14 Are you a BAPA member?

Answered: 1,968 Skipped: 0



| ANSWER CHOICES | RESPONSES | |
|----------------|-----------|-------|
| Yes | 38.97% | 767 |
| No | 61.03% | 1,201 |
| TOTAL | | 1,968 |